

COMESA – SPS Programme
**MCDA Framework for Priority
Setting in SPS**

DANIEL NJIWA, COMESA

**Technical Meeting of the COMESA Regional Sanitary
and Phytosanitary Sub-Committee
Lilongwe, Malawi, 21-22 August 2012**

Outline

- COMESA SPS programme and link with CAADP
- Background of the MCDA
- MCDA framework and Steps
- Priority Setting Framework
- Choice Criteria
- Stages in Prioritization
- Guiding Principles
- Follow-Up steps MCDA
- Preliminary findings in Ethiopia
- Progress so FAR made

COMESA CAADP-SPS



COMESA SPS agenda:- *enhance the capacity of the public and private sector institutions of Member States in order to gain and maintain regional and international market access for food and agricultural products*

CAADP-AFRICA agenda

- Attain food security;
 - Improve agricultural productivity to attain a 6 percent annual growth rate;
 - Develop dynamic regional and sub-regional agricultural markets;
 - Integrate farmers into a market economy; and
 - Achieve a more equitable distribution of wealth.
- 6 step process for CAADP:- ***Step 4: Prioritizing and costing options to focus on the best returns for an investment plan and ensure the necessary conditions to meet objectives***
[MCDA becomes relevant here]




Background of the MCDA

- Many countries face challenges complying with SPS measures in international trade
- SPS capacity-building needs are often substantial
- Challenges establishing priorities in face of resource constraints
- Process of priority-setting often lacks coherence and transparency
- Efforts to develop more rigorous framework for setting priorities
- **MCDA Founded on:-** synthesis of existing programmes, documents and frameworks such as *the CAADP, Integrated Framework-LDCs; PCE; PVS and food safety evaluation tools*

MCDA Framework-AIMS

- Provide structured approach to establishing priorities between alternative SPS capacity-building options
- *Enhance transparency of SPS capacity-building decisions*
- Facilitate inputs to priority-setting from diverse stakeholders



- Focus on impacts
- Greater resource efficiency
- Demand-driven capacity-building
- Enhanced trade and social outcomes and impacts

Priority Setting Framework



1. Identify capacity-building options to be considered – **Choice Set**
2. Identify the criteria used to set priorities between the identified capacity-building options – **Decision Criteria**
3. Determine weights to be attached to the selected decision criteria – **Decision Weights**
4. Rank capacity-building options according to weighted decision criteria
5. Examine sensitivity of priorities

Priority Setting Framework

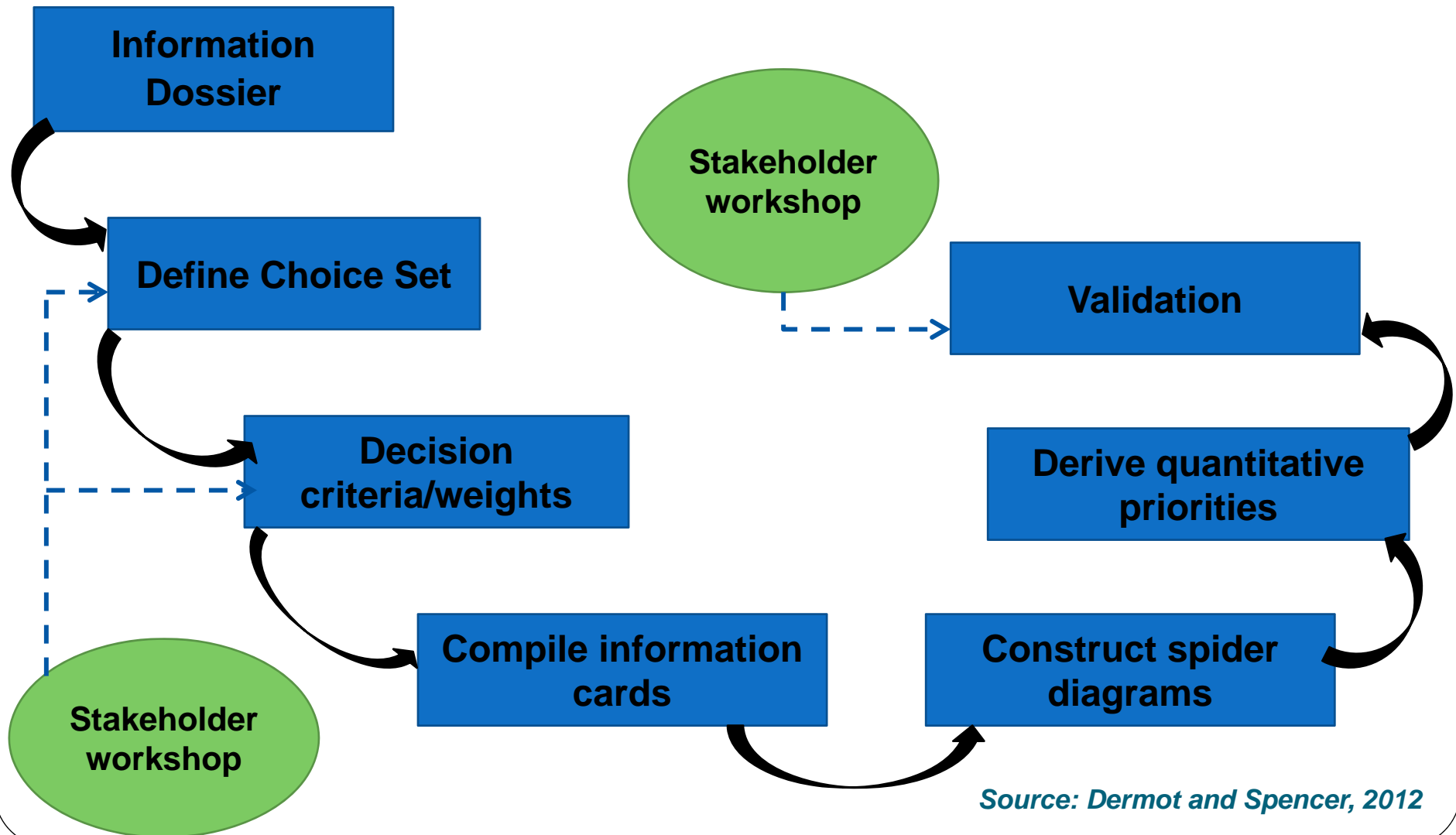


| Criteria | Weights | Option1 | Option 2 | Option 3 | Option 4 | Option 5 |
|--------------------------|---------|-------------|-----------|-------------|-----------|-------------|
| Cost | 20% | \$3 million | \$500,000 | \$2 million | \$250,000 | \$3 million |
| Growth in Exports | 30% | 30% | 20% | 50% | 10% | 15% |
| Small farmers | 30% | No | Yes | No | Yes | Yes |
| Poverty impacts | 20% | Minor | Major | Moderate | Minor | Major |
| Ranking | | 5 | 1 | 3 | 2 | 4 |

Possible Choice Criteria

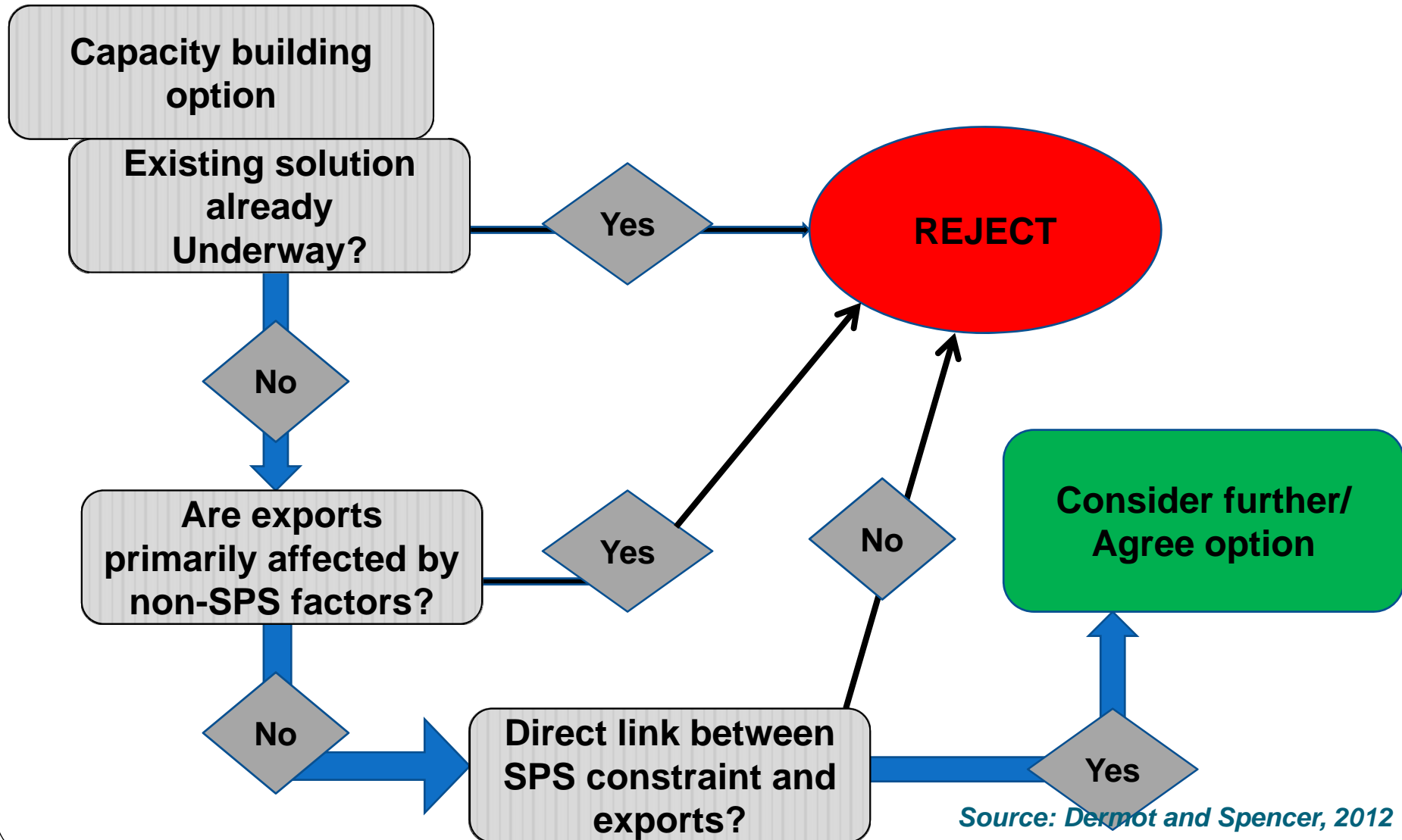
- Cost: - Up-front investments
 - On-going costs
- Trade impacts:
 - Growth/avoided losses in value of exports
 - Diversification of exports
- Wider domestic impacts:
 - Agricultural productivity
 - Public health
 - Environmental protection
- Social impacts:
 - Poverty
 - Vulnerable groups - women, small farmers, disadvantaged areas, etc.

Stages in Prioritization



Source: Dermot and Spencer, 2012

Guiding Principles



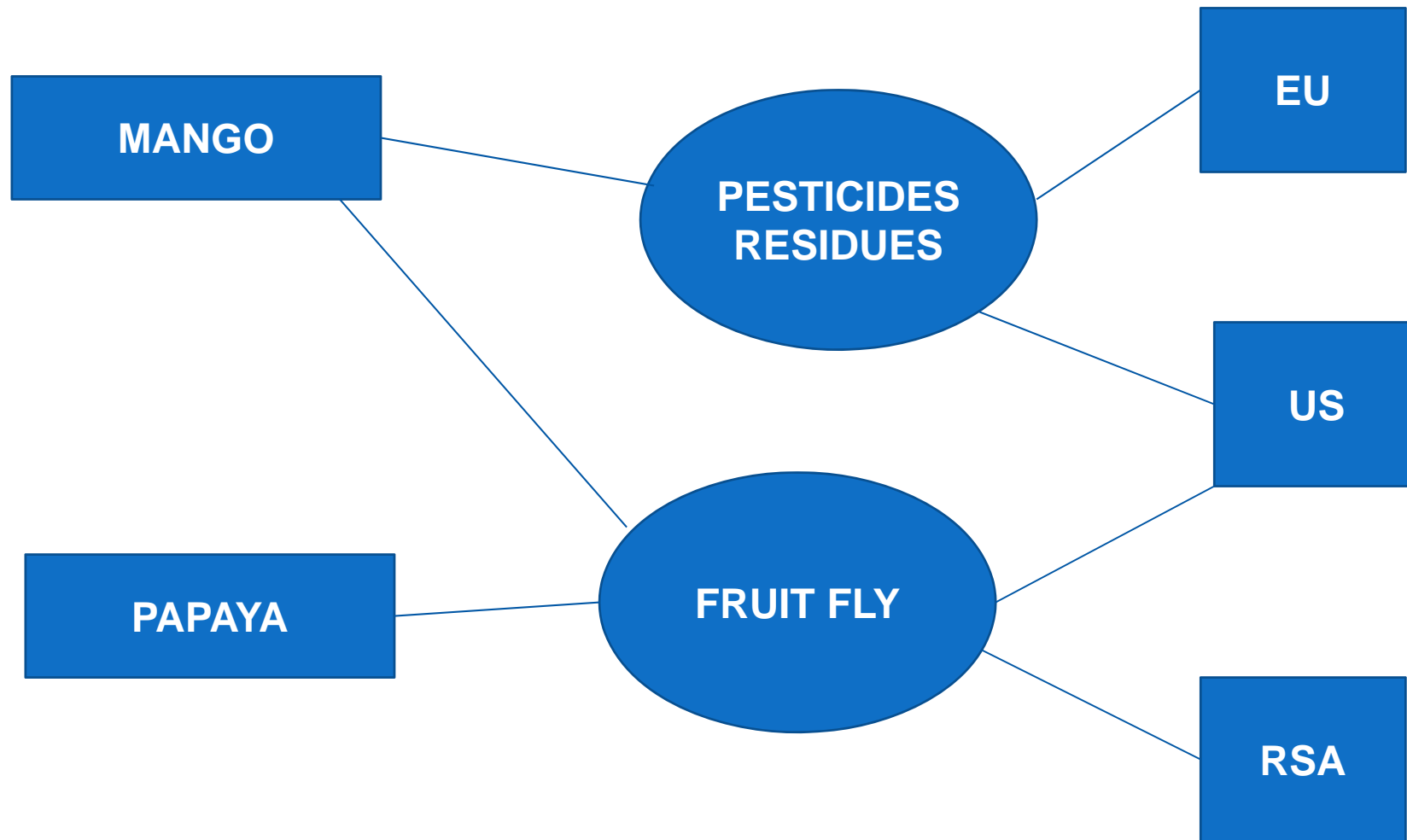
Source: Dermot and Spencer, 2012



Guiding Principles cont'd

Consider very carefully whether there is a linkage and whether the option is a constraint or not!

Guiding Principles cont'd



Follow up STEPS - MCDA

- Collate information from workshop:
 - Capacity-building options
 - Decision criteria
 - Decision weights
- Gather data on decision criteria
- Derive priorities
- Explore sensitivity of priorities to decision criteria and weights
- Draft report on initial priorities
- Feedback from stakeholders

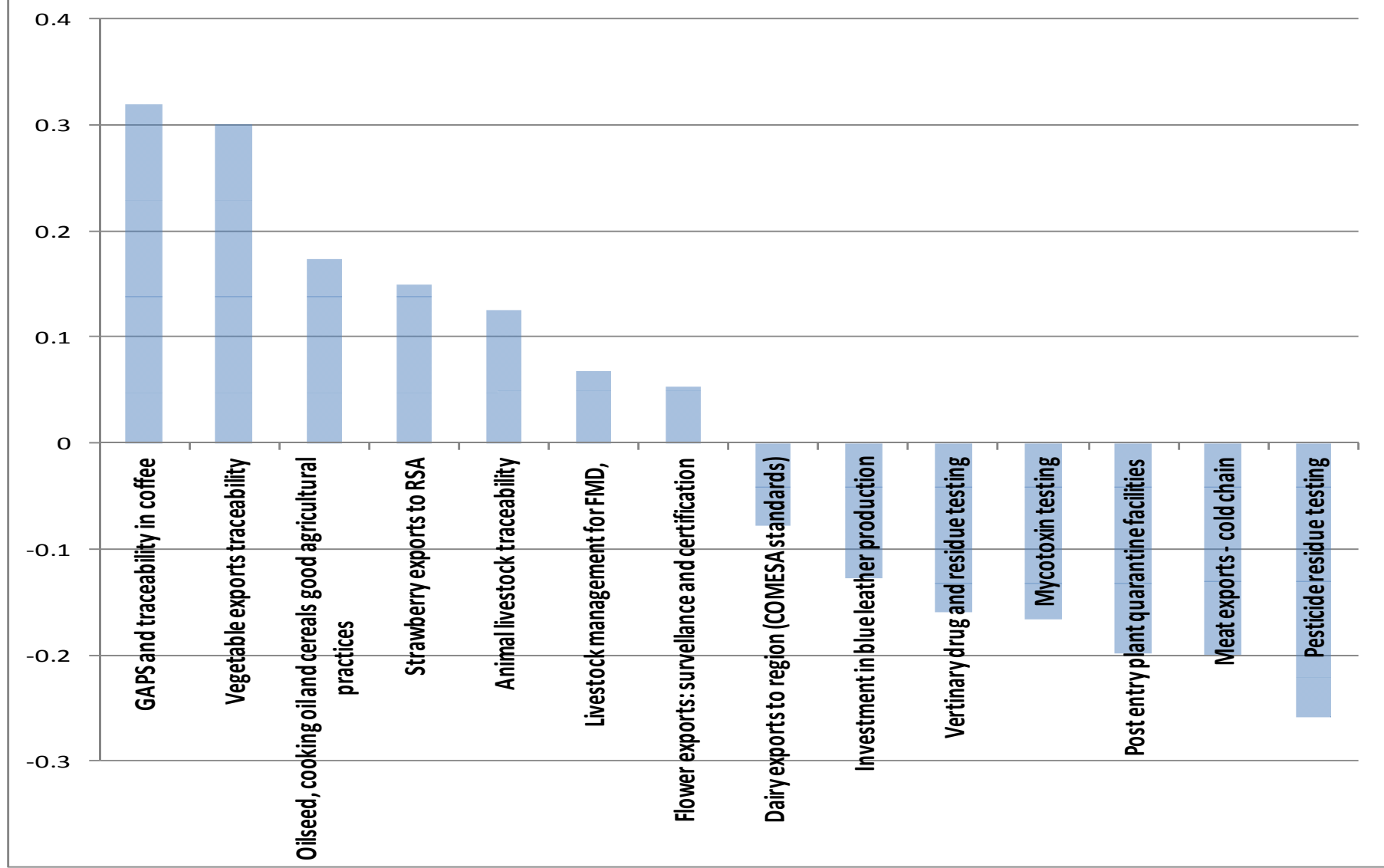
Ethiopia Findings



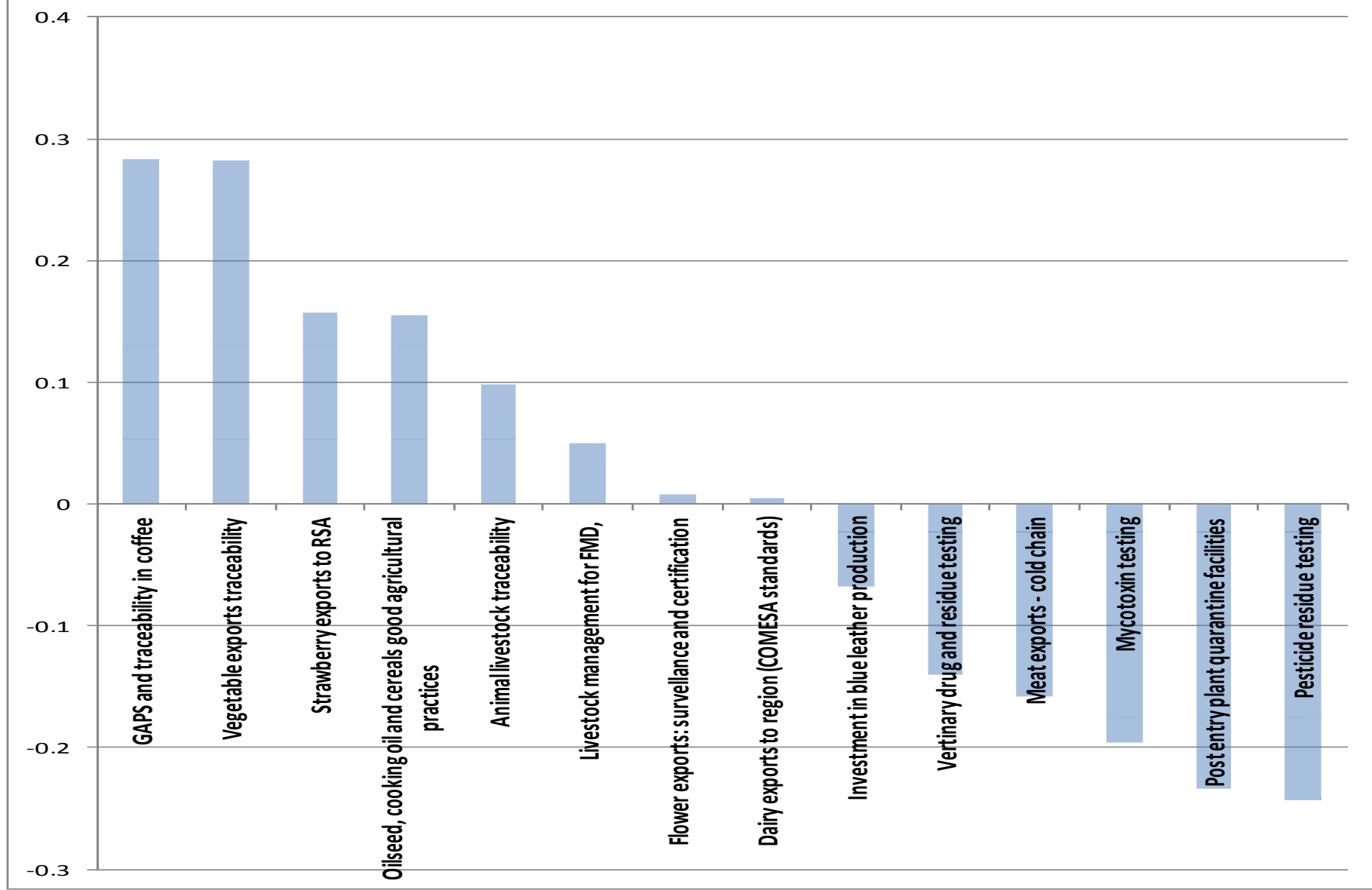
Weights and Criteria as determined in initial workshop 8th August 2012 (%)

| | Live stock weights | Average |
|--|--------------------|---------|
| Up front investment | 7 | 9.7 |
| On going costs | 10 | 10.3 |
| Trade impact [Market Access] | 15 | 16.5 |
| Trade diversification impact [value addition] | 8 | 10.4 |
| Impact on domestic agricultural/fisheries productivity | 7 | 11.3 |
| Impact on domestic public health | 10 | 9.6 |
| Impact on local environmental protection | 6 | 8.8 |
| Impact on poverty | 15 | 15.4 |
| Impact on vulnerable groups | 10 | 8.4 |
| Job creation | 12 | 1.4 |

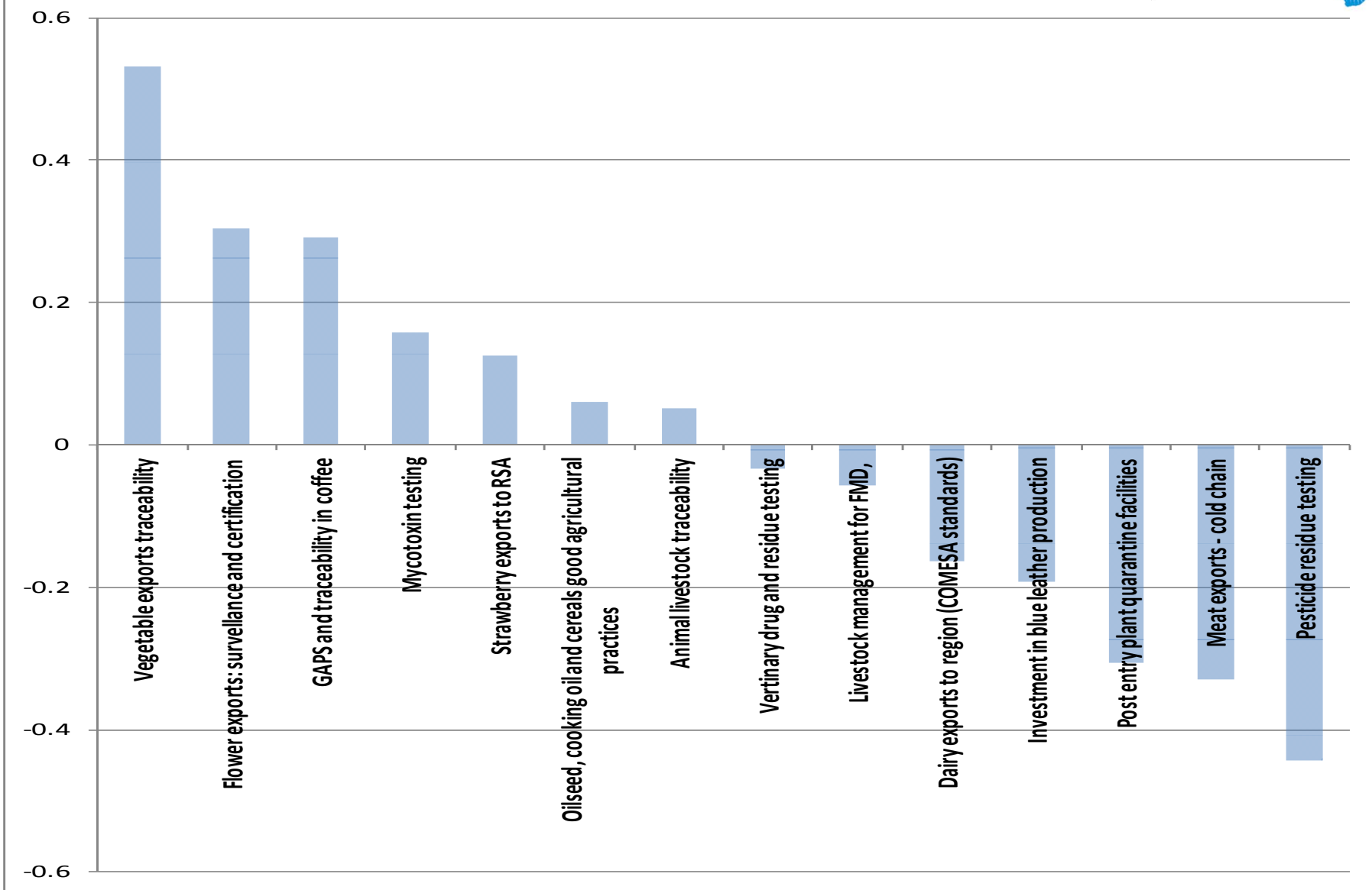
Baseline Prioritization



Equal Weights Analysis



Cost & Trade Analysis



Progress so FAR



- Five COMESA member states have conducted the MCDA analysis namely:- *Malawi, Zambia, Rwanda, Ethiopia and Uganda*
- MCDA team formed at National levels [in the 5] with a dedicated focal point at the secretariat
- Trainings conducted in the five Member States on the MCDA
- Software has been provided by the STDF [5 MS + COMESA]
- Programmes under development on selected capacity issues in various countries...STDF
- Will now listen to findings from Uganda, and Malawi



THANK YOU FOR LISTENING
