

STDF WG Survey: Review of responses

STDF Working Group

March 2018

Jens Andersson

Sivik Konsult

www.sivik.se



Vision

Sustainable economic growth, poverty reduction, food security and environmental protection in developing countries

Programme goal

Increased capacity of developing countries to implement international sanitary and phytosanitary (SPS) standards, guidelines, recommendations and hence ability to gain and maintain market access

Intervention logic	Indicators	Baseline and target	Timing of reporting	Means of verification	Responsibility for monitoring indicator	INDIVIDUAL ASSUMPTIONS AND RISKS	General assumptions	
Outcome								
Enhanced effectiveness of SPS capacity building in developing countries	Perceived value of STDF partners and other WG members/observers with relevance and effectiveness of STDF activities and projects/PPGs	At least 80% of respondents report a satisfaction rate corresponding to 4 or higher on a 5 grade scale	Bi-annual	Survey of STDF partners and other WG members/observers	STDF Secretariat	Good response rate to survey	<p>Ongoing interest, engagement and support of partners, other members/observers and beneficiaries to participate actively in STDF and share information.</p> <p>Sufficient funding available in STDF Trust Fund and STDF Secretariat fully staffed and operational</p> <p>Other necessary conditions exist (i.e. political stability, national commitment to address SPS constraints, government support, allocation of resources, etc.)</p>	
	Documented cases of collaborative/cross-cutting/innovative/regional approaches to capacity building facilitated by STDF activities and projects/PPGs	At least three new cases identified annually	Annual	List of examples maintained by STDF Secretariat. Collection of cases through WG meetings, STDF projects and PPGs, impact evaluation reports, survey and daily work of Secretariat	STDF Secretariat. External evaluators conducting impact evaluations of STDF projects	Capacity building providers and beneficiaries willing to consider, apply and use new approaches		
Output 1								
Information among providers of SPS capacity building exchanged and dialogue among relevant stakeholders promoted	Number and type of participants in WG	At least 30 participants attending each WG meeting, meeting partners	Annual	Meeting reports. Website	STDF Secretariat	Active participation in WG		
	Number and type of presentations made in WG (including reports by partners, donors, observer organizations, beneficiaries)	Minimum of one presentation in each WG	Annual	Meeting reports. Website	STDF Secretariat	Active participation in WG		
Output 2								
Good practice to support SPS capacity building identified and disseminated	Number of thematic topics	Minimum of one thematic topic addressed annually	Annual	Meeting reports. Publications. Briefing notes. Website.	STDF Secretariat	Agreement in WG on priorities for thematic work		
	Number of visitors to STDF website and number of STDF e-newsletter recipients.	Baseline to be specified. Target is to have at least a stable number of visits and recipients over longer time-period.	Annual	Website and e-newsletter statistics	STDF Secretariat	Website attractive and regularly updated		
	Number of external events attended by the STDF Secretariat	Minimum of ten events attended annually	Annual	Reports of external events Back-to-office memos	STDF Secretariat	STDF Secretariat receives invitations to external events, including from partners		
	Number of STDF publications on specific topics	Minimum of one publication annually	Annual	Publications. Briefing notes. Website.	STDF Secretariat	Agreement in WG on topic		
Output 3								
Needs assessments, feasibility studies and project proposals produced	Number of project preparation grants (PPGs) completed with satisfactory outputs	At least 70% of PPGs having satisfactory output	Annual	Final PPG reports, feasibility studies and/or project proposals End-of PPG questionnaire to applicant/beneficiary	STDF Secretariat	Sufficient number of high-quality PPG applications received by STDF. Specific assumptions of relevance to individual PPGs.		
Output 4								
SPS capacity building projects in specific areas supported	Number of projects completed with satisfactory outputs (as per individual results framework)	At least 70% of specific outputs achieved for each individual project	Annual	Final project reports. End-of project questionnaire to applicant/beneficiary	STDF Secretariat	Sufficient number of high-quality project applications received by STDF. Specific assumptions of relevance to individual projects		

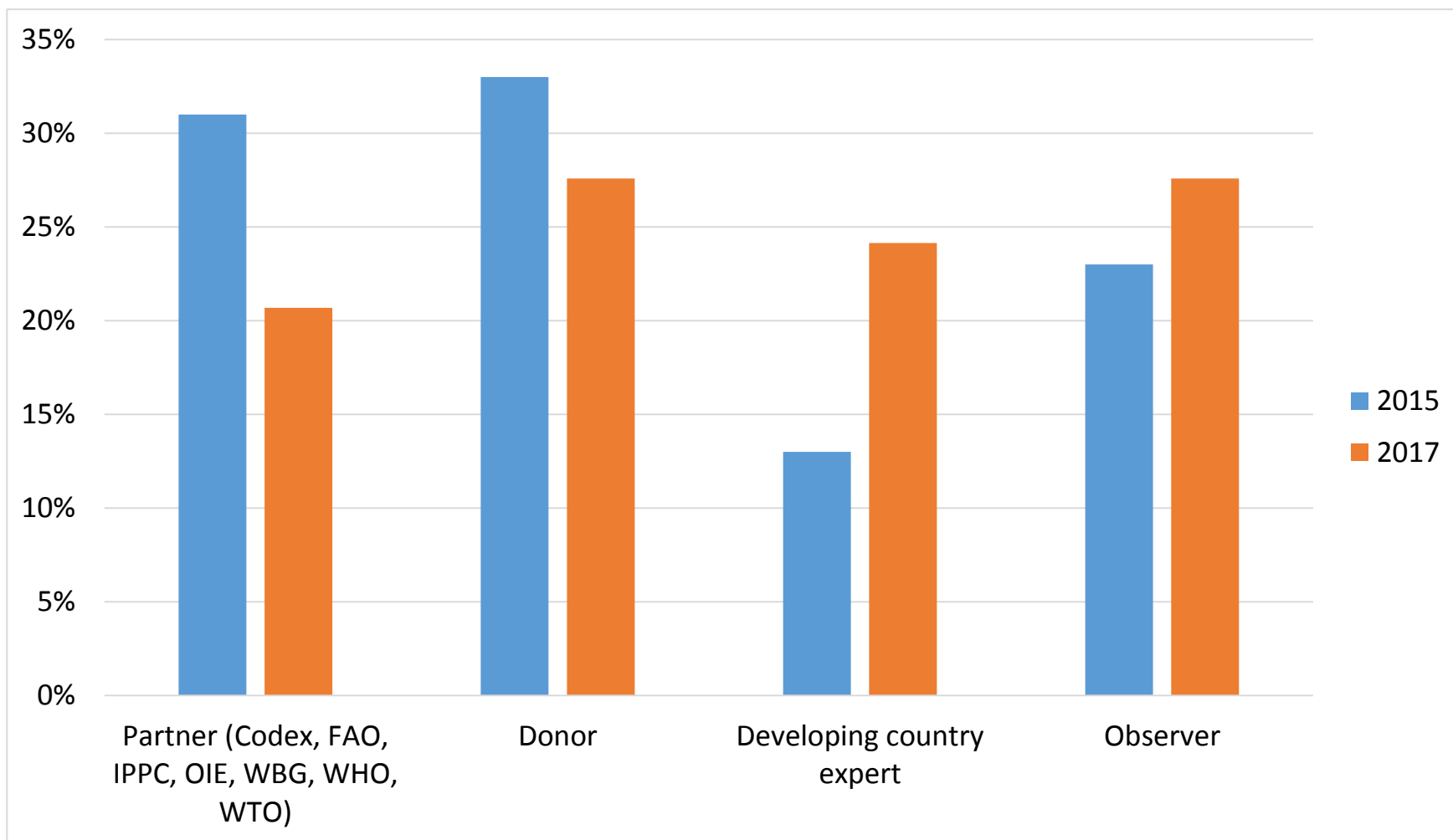
ANNEX 1: MONITORING AND EVALUATION PLAN (2017-2018)

Vision					
Sustainable economic growth, poverty reduction, food security and environmental protection in developing countries					
Programme goal					
Increased capacity of developing countries to implement international sanitary and phytosanitary (SPS) standards, guidelines and recommendations and hence ability market access					
Intervention logic	Indicator	Baseline and target	Activities	M&E activities planned 2017-2018	Individual assumptions and risks
Outcome					
Enhanced effectiveness of SPS capacity building	Perceived value of STDF partners and other WG members/observers with relevance and effectiveness of STDF activities and projects/PPGs	At least 80% of respondents report a satisfaction rate corresponding to 4 or higher on a 5 grade scale		Prepare and circulate survey (Nov/Dec 2017) to STDF partners and other WG members/observers – to feed in 2017 Annual Report	Good response rate to survey
	Documented cases of collaborative/cross-cutting/innovative/regional approaches to capacity building facilitated by STDF activities and projects/PPGs	At least three new cases identified annually		Identify and maintain list of relevant cases – including in WG meetings and through external project evaluations – to feed into 2017 and 2018 Annual Reports	Capacity building providers and beneficiaries willing to consider, apply and use new approaches

Process and response rate

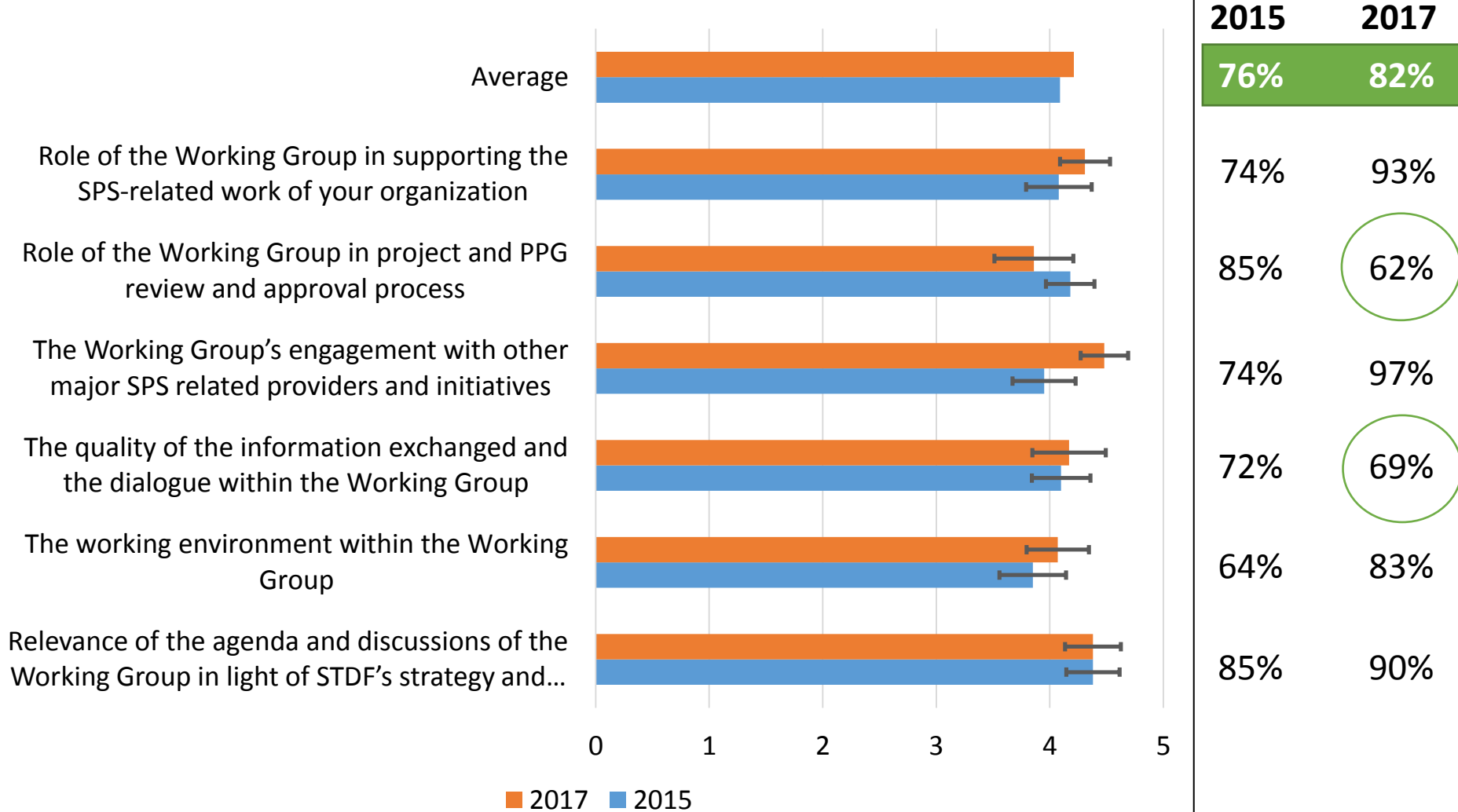
- Follows up on November 2015 survey
- Survey sent on 29 November 2017 to 105 current and former members/observers who participated in the WG in the period 2016-2017
 - 14 questions (2-6 quantitative, 7-15 open-ended)
- 29 responses were received
 - Response rate of 28%, lower than response rate (34%) in 2015
 - A drop in the share of responses from partners and donors
 - Due to survey fatigue or consolidated responses?

Distribution of respondents (%)

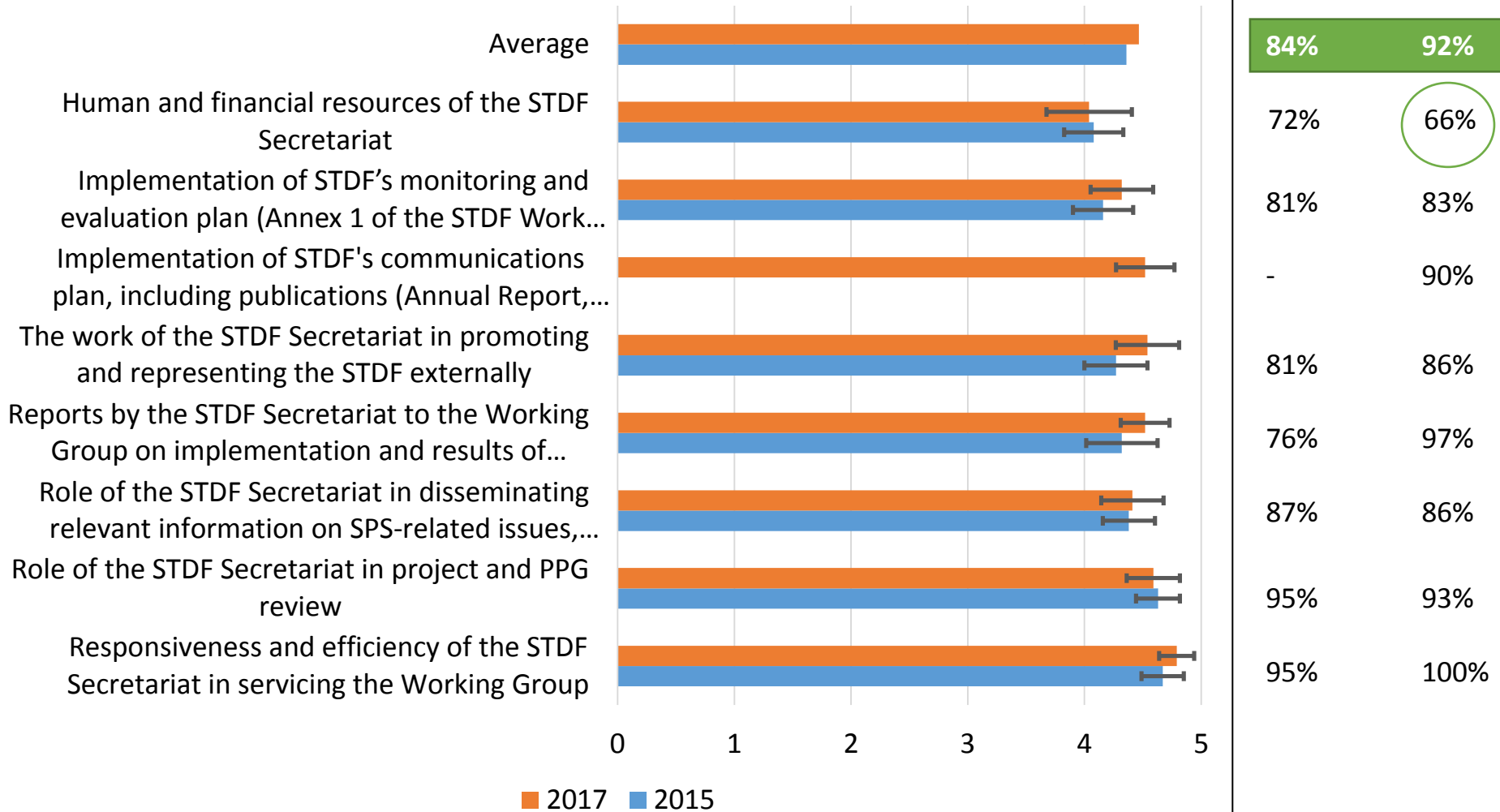


Share 4 or 5

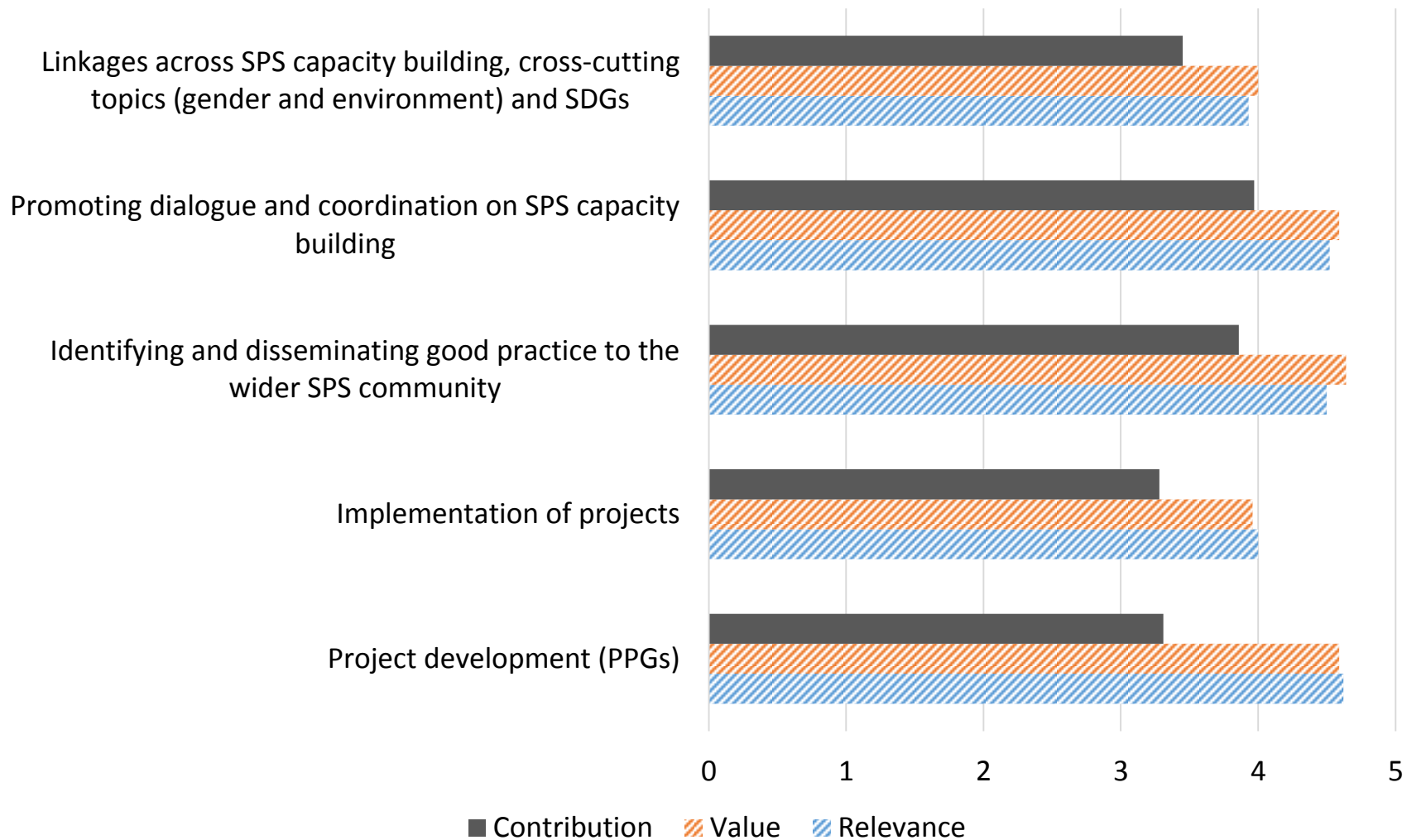
Question 2. Satisfaction with work of STDF Working Group



Question 3. Satisfaction with STDF Secretariat



Questions 4-6. Relevance, value and WG members contribution in relation to STDF work



Other results

- Q8: Respondents use STDF outputs for awareness-raising, sharing information or influencing programmes development in their own organisations
- Q9: STDF activities influence other TA providers, but challenge to identify cases of collaborative approaches to SPS capacity building, which have been facilitated by the STDF
- Q10: Members satisfied with visibility, but believe it can be improved
- Q12: Main proposed change: process of assessing and selecting PPGs and projects in the Working Group, giving more responsibility to the Secretariat.
 - Contrasting views on how the STDF should relate to international development and the SDGs
- Q13: Cross-cutting issues: gender (5 respondents), environment (2) and SDGs/poverty (2)
- Q14: 18 respondents pointed to insufficient funding as the most important risk that may influence the STDF in the future

Overall conclusions

- Continuous strong support for the STDF among WG participants
- Responses supports the view that STDF contributes to its outcome: “Enhanced effectiveness of SPS capacity building in developing countries”.
- Challenge remains to find concrete evidence of wider effects of the STDF beyond its own activities
 - Approach of survey is to ask the closest involved
 - Other monitoring activities?
 - Task for the evaluation

Issues for discussion

1. How can the review and decision-making process for projects and PPGs be streamlined?
2. How can the contribution of WG participants to STDF's work be enhanced?
3. How to better make the link from STDF's work on SPS capacity building to the Sustainable Development Goals and gender?
4. How can the risk of insufficient funding be managed?
5. Does the survey produce useful and sufficient information? If so, how can the response rate and quality of responses be increased?